

Fianchi terminali/ Terminal sides 

W 13/16" D 16 1/2"
x H 33 1/16"



528.FI.01.08_

W 13/16" D 16 1/2"
x H 48"



528.FI.01.12_

W 13/16" D 16 1/2"
x H 63"




528.FI.01.16_

W 13/16" D 16 1/2"
x H 78"




528.FI.01.19_

Fianchi intermedi/ Intermediate sides 

W 13/16" D 16 1/2"
x H 33 1/16"




528.FI.02.08_

W 13/16" D 16 1/2"
x H 48"




528.FI.02.12_

W 13/16" D 16 1/2"
x H 63"





528.FI.02.16_

W 13/16" D 16 1/2"
x H 78"





528.FI.02.19_

Ripiani in metallo L 38 / Metal shelves W 14 15/16"

W 14 15/16" D 16 6/16"
x H 33 1/16"





528.CU.R3.04_

W 14 15/16" D 16 6/16"
x H 48"





528.CU.R4.04_

W 14 15/16" D 16 6/16"
x H 63"





528.CU.R5.04_

W 14 15/16" D 16 6/16"
x H 78"





528.CU.R6.04_

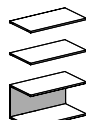
Ripiani in metallo L 76 / Metal shelves W 30"

W 30" D 16 6/16"
x H 33 1/16"





528.CU.R3.08_

W 30" D 16 6/16"
x H 48"





528.CU.R4.08_

W 30" D 16 6/16"
x H 63"




528.CU.R5.08_

W 30" D 16 6/16"
x H 78"




528.CU.R6.08_

 **Note:** Ogni kit ripiani L 38 - 76 cm è completo di n° 1 schiena in metallo, posizionabile liberamente in fase di montaggio. / Each shelf set W 14 15/16" - 30" is completed with no. 1 metal back panel, which can be positioned freely during assembly.

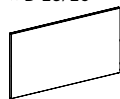
Schiene in metallo / Metal back panel

W 14 15/16" H 14 3/16"
x D 13/16"




528.CU.ME.04_
Schiene-fianco laterale in metallo
/ Metal back panel-lateral side


W 30" H 14 3/16"
x D 13/16"




528.CU.ME.08_
Schiene in metallo
/ Metal back panel

 **Note:** Opzionale, da abbinare alle librerie in aggiunta alla schiena obbligatoria già presente nei kit ripiani. / Optional, to be combined with the bookcases in addition to the mandatory back panel already present in the shelves set.

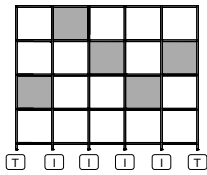
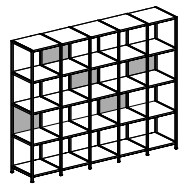
Note:

 Le dimensioni sono espresse in pollici - consultare il listino prezzi per le caratteristiche tecniche, i codici degli articoli e delle finiture. / Dimensions are stated in inch - for technical characteristics, article code numbers and finishing see price list;

 È obbligatorio fissare a muro i moduli H 160-198 cm. Non è possibile utilizzarli in centro stanza. / Modules H 63"-78" must be fixed to the wall. It is not possible to use them in the middle of the room.

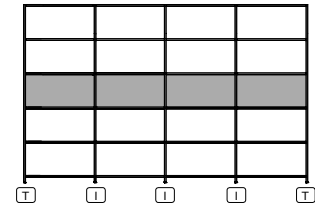
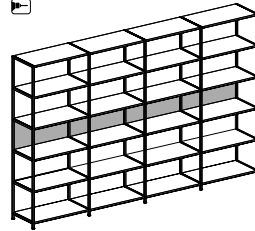
Esempio di libreria composta da moduli della stessa altezza / Example of a bookcase composed by modules with the same height

W 79 1/2" D 16 1/2" x H 63"



528.FI.01.16_ (x2)
 528.FI.02.16_ (x4)
 528.CU.R5.04_ (x5)
 528.KT.01.00_ (x2)

W 123 5/8" D 16 1/2" x H 78"

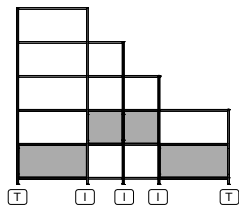
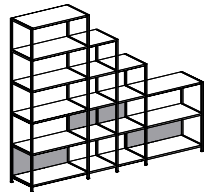


528.FI.01.19_ (x2)
 528.FI.02.19_ (x3)
 528.CU.R6.08_ (x4)
 528.KT.01.00_ (x2)

Nelle composizioni con moduli della stessa altezza, utilizzare 2 fianchi terminali , i fianchi intermedi e i kit ripiani nelle quantità necessarie a raggiungere la lunghezza desiderata. / For compositions with modules of the same height, use 2 end sides , intermediate sides and shelf sets in the quantities required to achieve the desired length.

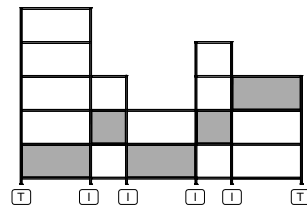
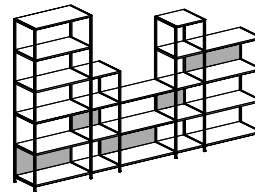
Esempio di libreria composta da moduli di altezze diverse / Example of a bookcase composed by modules of different heights

W 93 3/4" D 16 1/2" x H 78"



528.FI.01.19_ (x1) 528.CU.R6.08_ (x1)
 528.FI.02.19_ (x1) 528.CU.R5.04_ (x1)
 528.FI.02.16_ (x1) 528.CU.R4.04_ (x1)
 528.FI.02.12_ (x1) 528.CU.R3.08_ (x1)
 528.FI.01.08_ (x1) 528.KT.01.00_ (x1)

W 124 13/32" D 16 1/2" x H 78"



528.FI.01.19_ (x1) 528.CU.R6.08_ (x1)
 528.FI.02.19_ (x1) 528.CU.R4.04_ (x1)
 528.FI.02.12_ (x1) 528.CU.R3.08_ (x1)
 528.FI.02.16_ (x2) 528.CU.R5.04_ (x1)
 528.FI.01.12_ (x1) 528.CU.R4.08_ (x1)
 528.KT.01.00_ (x1)

Nelle composizioni con moduli di altezze diverse, utilizzare 2 fianchi terminali (eventualmente di altezze diverse) , i fianchi intermedi e i kit ripiani nelle quantità necessarie a raggiungere la lunghezza desiderata. / In compositions with modules of different heights, use 2 end sides (different heights if necessary) , intermediate sides and shelf sets in the quantities required to achieve the desired length.

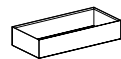
Contenitore in metallo / Metal box

W 14 6/8" D 14 6/8" x H 5 14/16"



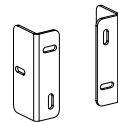
528.VA.01.04_

W 29 23/32" D 14 6/8" x H 5 14/16"



528.VA.01.08_

Kit di fissaggio a muro / Wall fastening kit



528.KT.01.00_

Note: Obbligatorio per i moduli H 160-198. Ordinare 2 kit per le composizioni con lunghezza maggiore di L=160 / Mandatory for H 63"-78" modules. Order 2 kits for compositions with lengths greater than W=63".

Note:

Le dimensioni sono espresse in pollici - consultare il listino prezzi per le caratteristiche tecniche, i codici degli articoli e delle finiture / Dimensions are stated in inch - for technical characteristics, article code numbers and finishing see price list;

Le finiture RO - AP - VS - GO non sono in pronta consegna. Per la disponibilità contattare l'ufficio commerciale. / The finishes RO - AP - VS - GO are not available for immediate delivery. Please contact the sales department for availability.

È obbligatorio fissare a muro i moduli H 160-198 cm. Non è possibile utilizzarli in centro stanza. / Modules H 63"-78" must be fixed to the wall. It is not possible to use them in the middle of the room.